



Одноконтурные паяные пластинчатые теплообменники WTK  
**(P30 - конденсаторы)**



DATA	15.02.2019
CUSTOMER	
REFERENCE	

<b>Condenser model</b>		<b>P30-40 S-F</b>	
Number of circuits		1	1
Requested capacity	kW	62,56	
Margin	%	0	
PED category		---	

<b>INPUT DATA</b>		<b>PRIMARY SIDE</b>	<b>SECONDARY SIDE</b>
<b>Refrigerant</b>		R407C	
Condensing Temperature	°C	40 (Dew)	
Condensing Pressure	bar A	15,413	
Subcooling	K	5	
Pressure drop	kPa	0	
<b>Fluid</b>			WATER
Inlet Temperature	°C		30
Outlet Temperature	°C		35
Flow rate	m <sup>3</sup> /h		10,83
Pressure drop	kPa		5,6
Fouling factor	(m <sup>2</sup> K)/W		0,000043
Velocity (Inside)	m/s	---	0,17
Exchange coefficient	W/(m <sup>2</sup> K)	979	5321
DTML	°C		7,21

**WARNING**

No warnings

**DIMENSIONS**

Surface	m <sup>2</sup>		12	
Weight	kg		51	
Channel volume	dm <sup>3</sup>	10,1		10,6
Height	mm		782	
Width	mm		350	
Depth	mm		125,45	
Connections		ODS 76/ODS 76		2.1/2" G/2.1/2" G

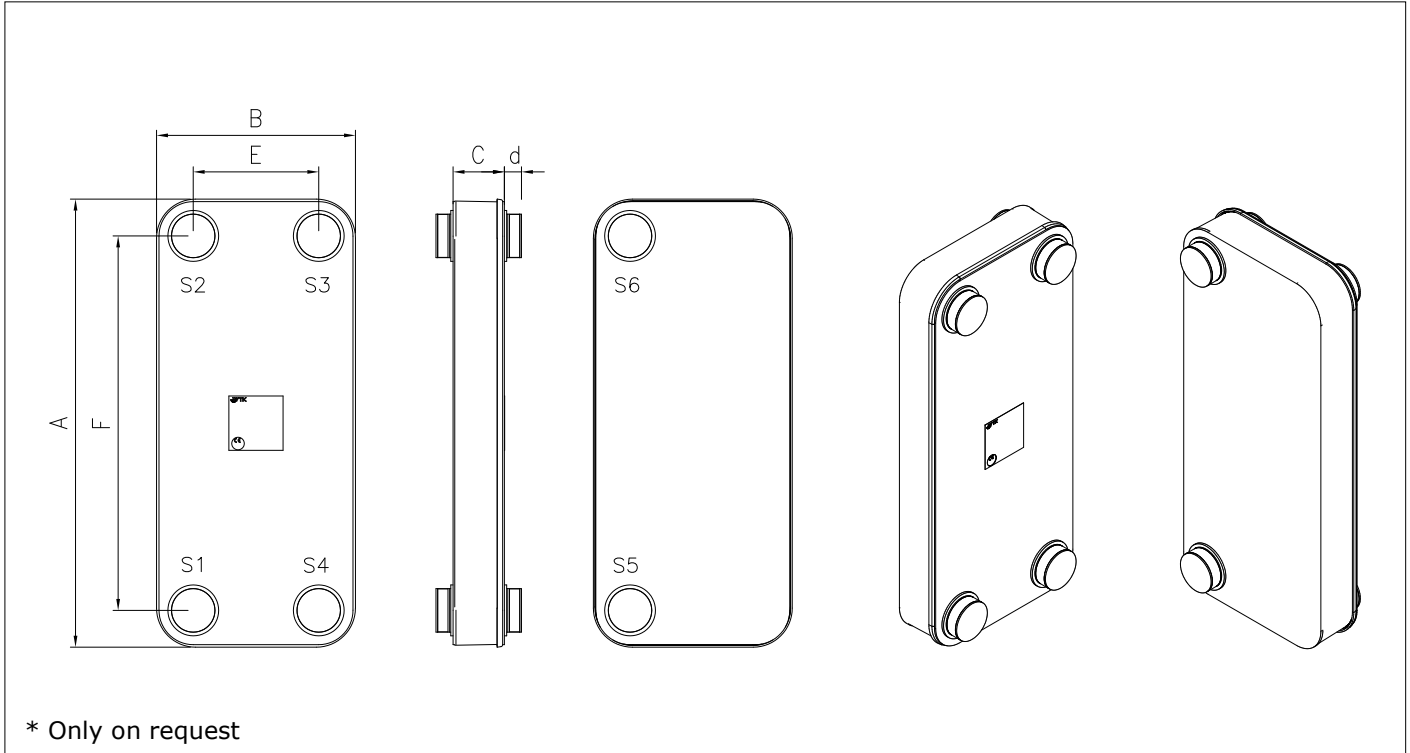
**OFFER**

Unit net price	Euro	
----------------	------	--

**NOTES**

--

DATA	15.02.2019
CUSTOMER	
REFERENCE	

**DRAWING**

**DIMENSIONS (mm)**
**DATA**

Dimension	Value	Port	Specification	Property	Value	Value
A	782	S1	ODS 35	Surface	m?	12
B	350	S2	ODS 76	Weight	kg	51
C	125,45	S3	2.1/2" G			
E	220	S4	2.1/2" G			
F	655	S5*	2.1/2" G			
G	--	S6*	2.1/2" G			
d	27	S7	--			
		S8	--			

This software is only to be used as an assistance and does not replace the necessary specialist knowledge and experience when designing heat exchangers. We continuously work in order to improve and correct the software. Nevertheless we cannot guarantee its absolute infallibility. Therefore the use of the program is at the user's risk.

DATA	15.02.2019
CUSTOMER	
REFERENCE	

<b>Condenser model</b>		<b>P30-50 S-F</b>	
Number of circuits		1	1
Requested capacity	kW	78,31	
Margin	%	0	
PED category		---	

<b>INPUT DATA</b>		<b>PRIMARY SIDE</b>	<b>SECONDARY SIDE</b>
<b>Refrigerant</b>		R407C	
Condensing Temperature	°C	40 (Dew)	
Condensing Pressure	bar A	15,413	
Subcooling	K	5	
Pressure drop	kPa	0	
<b>Fluid</b>			WATER
Inlet Temperature	°C		30
Outlet Temperature	°C		35
Flow rate	m <sup>3</sup> /h		13,56
Pressure drop	kPa		6,2
Fouling factor	(m <sup>2</sup> K)/W		0,000043
Velocity (Inside)	m/s	---	0,17
Exchange coefficient	W/(m <sup>2</sup> K)	982	5326
DTML	°C		7,21

**WARNING**

No warnings
-------------

**DIMENSIONS**

Surface	m <sup>2</sup>	15	
Weight	kg	59	
Channel volume	dm <sup>3</sup>	12,7	13,3
Height	mm	782	
Width	mm	350	
Depth	mm	153,95	
Connections		ODS 76/ODS 76	2.1/2" G/2.1/2" G

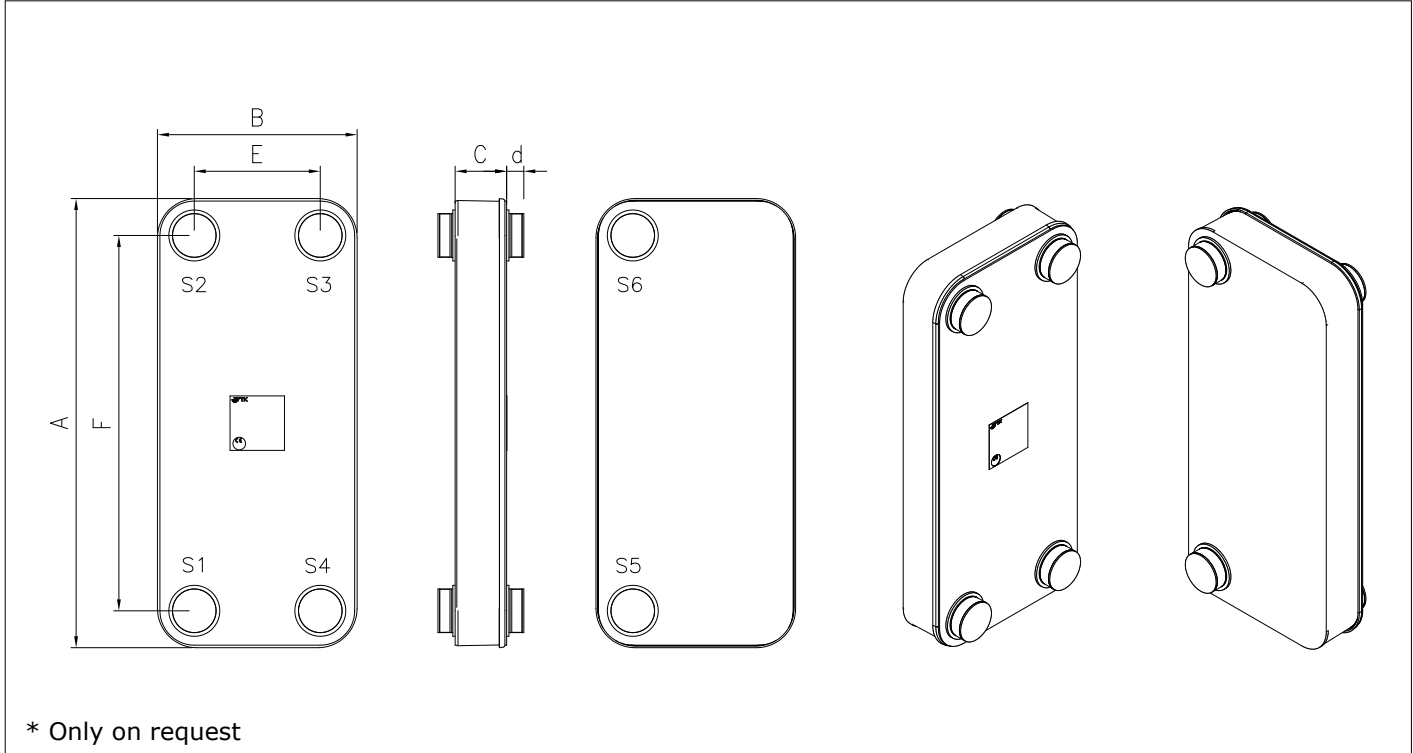
**OFFER**

Unit net price	Euro	
----------------	------	--

**NOTES**

--

DATA	15.02.2019
CUSTOMER	
REFERENCE	

**DRAWING**

**DIMENSIONS (mm)**
**DATA**

DIMENSIONS (mm)	DATA
A	782
B	350
C	153,95
E	220
F	655
G	--
d	27
S1	ODS 35
S2	ODS 76
S3	2.1/2" G
S4	2.1/2" G
S5*	2.1/2" G
S6*	2.1/2" G
S7	--
S8	--
Surface	m?
Weight	kg
	15
	59

This software is only to be used as an assistance and does not replace the necessary specialist knowledge and experience when designing heat exchangers. We continuously work in order to improve and correct the software. Nevertheless we cannot guarantee its absolute infallibility. Therefore the use of the program is at the user's risk.

DATA	15.02.2019
CUSTOMER	
REFERENCE	

<b>Condenser model</b>		<b>P30-60 S-F</b>	
Number of circuits		1	1
Requested capacity	kW	94,02	
Margin	%	0	
PED category		---	

<b>INPUT DATA</b>		<b>PRIMARY SIDE</b>	<b>SECONDARY SIDE</b>
<b>Refrigerant</b>		R407C	
Condensing Temperature	°C	40 (Dew)	
Condensing Pressure	bar A	15,413	
Subcooling	K	5	
Pressure drop	kPa	0	
<b>Fluid</b>			WATER
Inlet Temperature	°C		30
Outlet Temperature	°C		35
Flow rate	m <sup>3</sup> /h		16,28
Pressure drop	kPa		6,8
Fouling factor	(m <sup>2</sup> K)/W		0,000043
Velocity (Inside)	m/s	---	0,17
Exchange coefficient	W/(m <sup>2</sup> K)	984	5327
DTML	°C		7,21

**WARNING**

No warnings

**DIMENSIONS**

Surface	m <sup>2</sup>		18
Weight	kg		68
Channel volume	dm <sup>3</sup>	15,4	15,9
Height	mm		782
Width	mm		350
Depth	mm		182,45
Connections		ODS 76/ODS 76	2.1/2" G/2.1/2" G

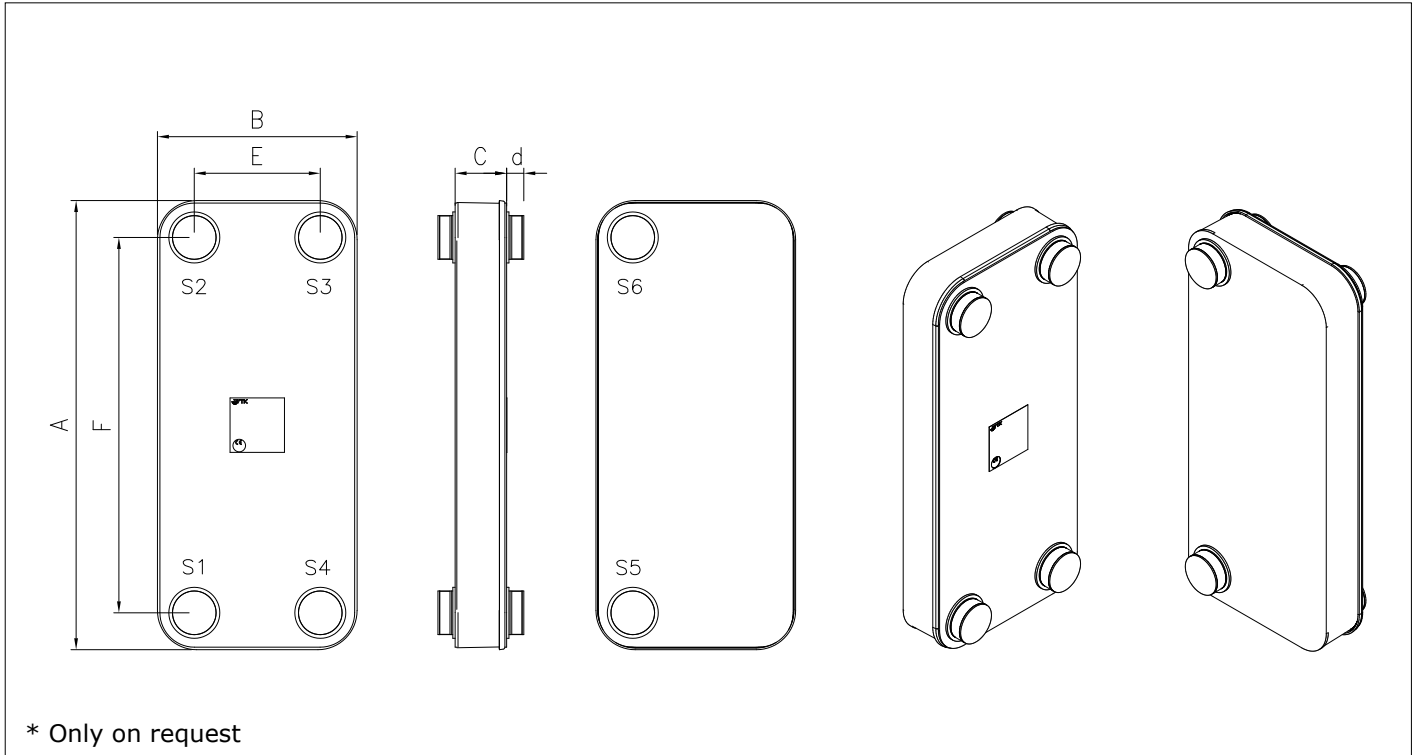
**OFFER**

Unit net price	Euro	
----------------	------	--

**NOTES**

--

DATA	15.02.2019
CUSTOMER	
REFERENCE	

**DRAWING**

**DIMENSIONS (mm)**
**DATA**

DIMENSIONS (mm)	DATA
A	782
B	350
C	182,45
E	220
F	655
d	27
S1	ODS 35
S2	ODS 76
S3	2.1/2" G
S4	2.1/2" G
S5*	2.1/2" G
S6*	2.1/2" G
S7	--
S8	--
Surface	m?
Weight	kg
	18
	68

This software is only to be used as an assistance and does not replace the necessary specialist knowledge and experience when designing heat exchangers. We continuously work in order to improve and correct the software. Nevertheless we cannot guarantee its absolute infallibility. Therefore the use of the program is at the user's risk.

DATA	15.02.2019		
CUSTOMER			
REFERENCE			

<b>Condenser model</b>		<b>P30-70 S-F</b>	
Number of circuits		1	1
Requested capacity	kW	109,80	
Margin	%	0	
PED category		---	

<b>INPUT DATA</b>		<b>PRIMARY SIDE</b>	<b>SECONDARY SIDE</b>
<b>Refrigerant</b>		R407C	
Condensing Temperature	°C	40 (Dew)	
Condensing Pressure	bar A	15,413	
Subcooling	K	5	
Pressure drop	kPa	0	
<b>Fluid</b>			WATER
Inlet Temperature	°C		30
Outlet Temperature	°C		35
Flow rate	m <sup>3</sup> /h		19,01
Pressure drop	kPa		7,6
Fouling factor	(m <sup>2</sup> K)/W		0,000043
Velocity (Inside)	m/s	---	0,17
Exchange coefficient	W/(m <sup>2</sup> K)	985	5331
DTML	°C		7,21

**WARNING**

No warnings

**DIMENSIONS**

Surface	m <sup>2</sup>	21	
Weight	kg	76	
Channel volume	dm <sup>3</sup>	18	18,6
Height	mm	782	
Width	mm	350	
Depth	mm	210,95	
Connections		ODS 76/ODS 76	2.1/2" G/2.1/2" G

**OFFER**

Unit net price	Euro	
----------------	------	--

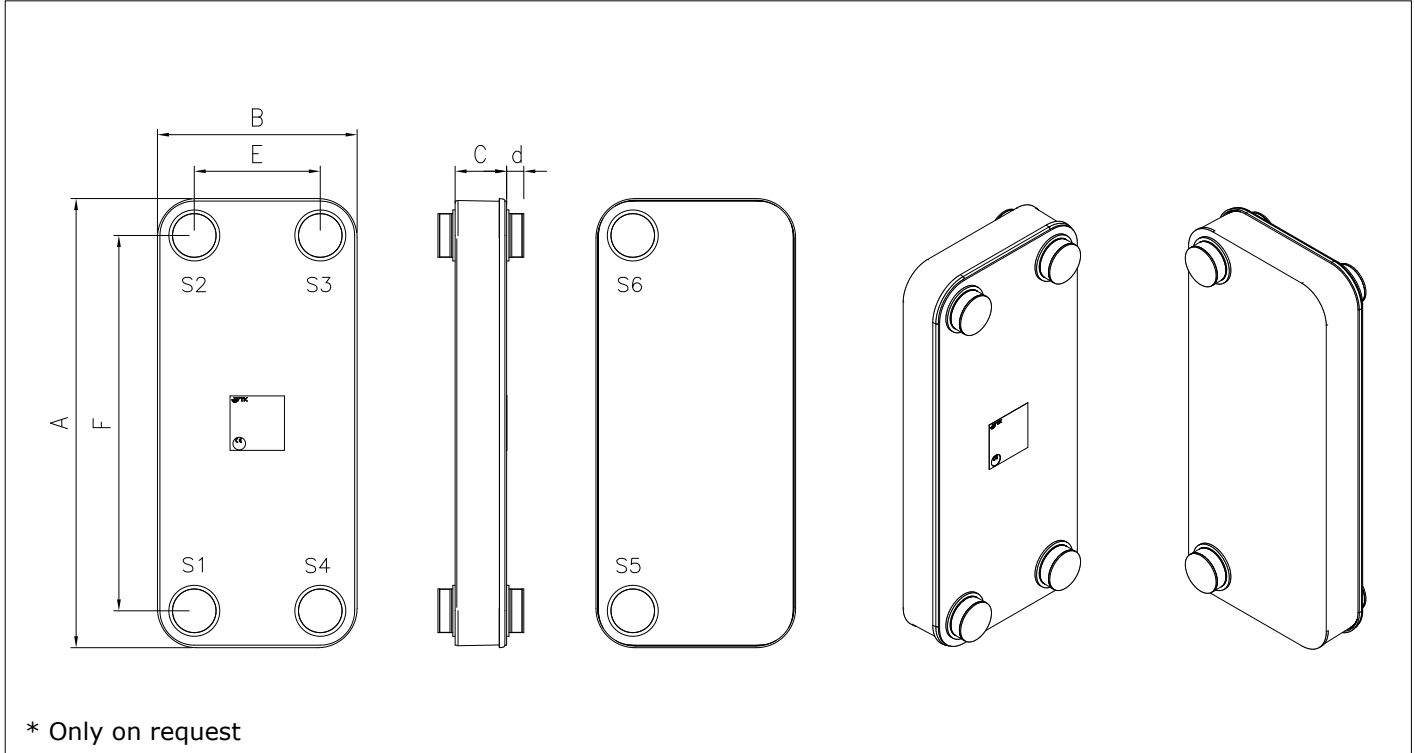
**NOTES**

--



DATA	15.02.2019
CUSTOMER	
REFERENCE	

**DRAWING**



**DIMENSIONS (mm)**

**DATA**

DIMENSIONS (mm)	DATA
A	782
B	350
C	210,95
E	220
F	655
d	27
S1	ODS 35
S2	ODS 76
S3	2.1/2" G
S4	2.1/2" G
S5*	2.1/2" G
S6*	2.1/2" G
S7	--
S8	--
Surface	m?
Weight	kg
	21
	76

This software is only to be used as an assistance and does not replace the necessary specialist knowledge and experience when designing heat exchangers. We continuously work in order to improve and correct the software. Nevertheless we cannot guarantee its absolute infallibility. Therefore the use of the program is at the user's risk.

DATA	15.02.2019
CUSTOMER	
REFERENCE	

<b>Condenser model</b>		<b>P30-80 S-F</b>	
Number of circuits		1	1
Requested capacity	kW	125,53	
Margin	%	0	
PED category		---	

<b>INPUT DATA</b>		<b>PRIMARY SIDE</b>	<b>SECONDARY SIDE</b>
<b>Refrigerant</b>		R407C	
Condensing Temperature	°C	40 (Dew)	
Condensing Pressure	bar A	15,413	
Subcooling	K	5	
Pressure drop	kPa	1	
<b>Fluid</b>			WATER
Inlet Temperature	°C		30
Outlet Temperature	°C		35
Flow rate	m <sup>3</sup> /h		21,74
Pressure drop	kPa		8,5
Fouling factor	(m <sup>2</sup> K)/W		0,000043
Velocity (Inside)	m/s	---	0,17
Exchange coefficient	W/(m <sup>2</sup> K)	986	5332
DTML	°C		7,21

**WARNING**

No warnings
-------------

**DIMENSIONS**

Surface	m <sup>2</sup>	24	
Weight	kg	85	
Channel volume	dm <sup>3</sup>	20,7	21,2
Height	mm	782	
Width	mm	350	
Depth	mm	239,45	
Connections		ODS 76/ODS 76	2.1/2" G/2.1/2" G

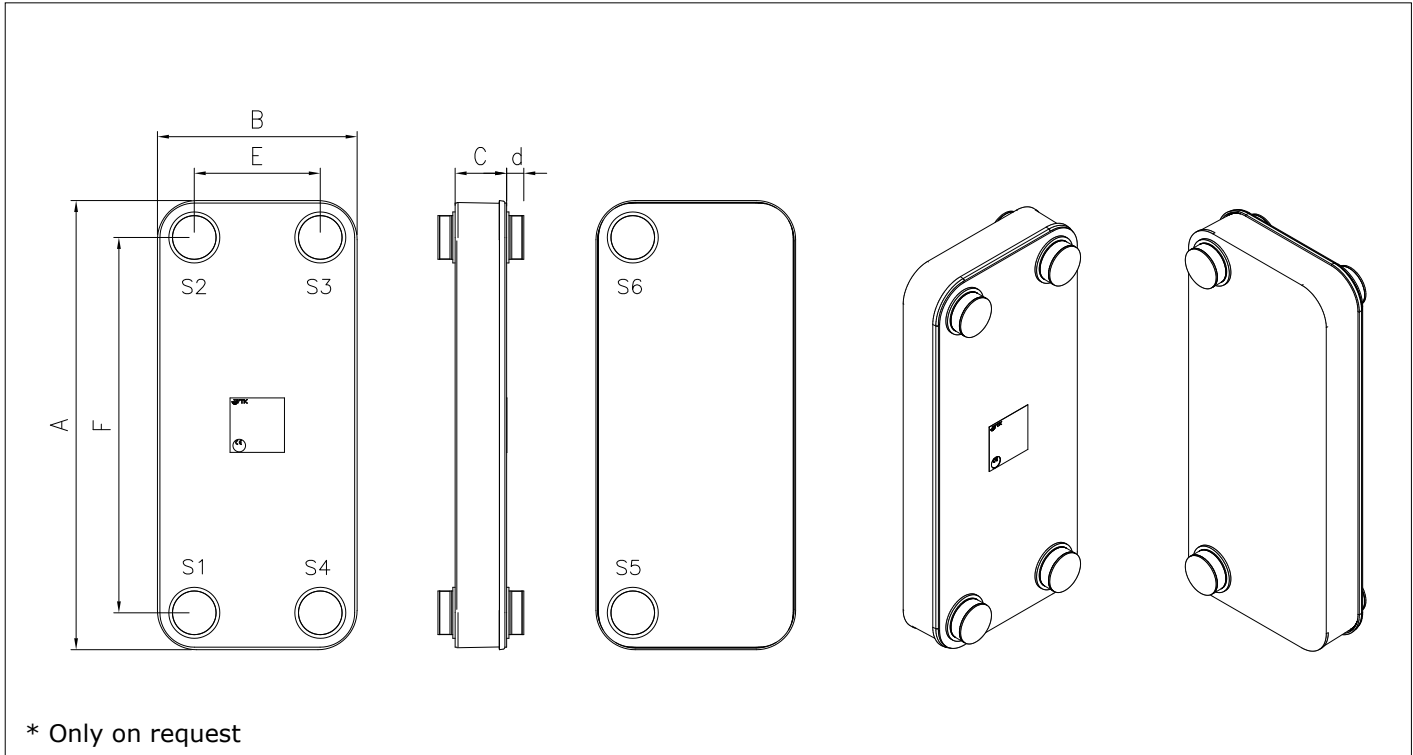
**OFFER**

Unit net price	Euro	
----------------	------	--

**NOTES**

--

DATA	15.02.2019
CUSTOMER	
REFERENCE	

**DRAWING**

**DIMENSIONS (mm)**
**DATA**

DIMENSIONS (mm)	DATA
A	782
B	350
C	239,45
E	220
F	655
G	--
d	27
S1	ODS 35
S2	ODS 76
S3	2.1/2" G
S4	2.1/2" G
S5*	2.1/2" G
S6*	2.1/2" G
S7	--
S8	--
Surface	m?
Weight	kg
	24
	85

This software is only to be used as an assistance and does not replace the necessary specialist knowledge and experience when designing heat exchangers. We continuously work in order to improve and correct the software. Nevertheless we cannot guarantee its absolute infallibility. Therefore the use of the program is at the user's risk.

DATA	15.02.2019
CUSTOMER	
REFERENCE	

<b>Condenser model</b>		<b>P30-100 S-F</b>	
Number of circuits		1	1
Requested capacity	kW	156,94	
Margin	%	0	
PED category		---	

<b>INPUT DATA</b>		<b>PRIMARY SIDE</b>	<b>SECONDARY SIDE</b>
<b>Refrigerant</b>		R407C	
Condensing Temperature	°C	40 (Dew)	
Condensing Pressure	bar A	15,413	
Subcooling	K	5	
Pressure drop	kPa	1	
<b>Fluid</b>			WATER
Inlet Temperature	°C		30
Outlet Temperature	°C		35
Flow rate	m <sup>3</sup> /h		27,18
Pressure drop	kPa		10,6
Fouling factor	(m <sup>2</sup> K)/W		0,000043
Velocity (Inside)	m/s	---	0,17
Exchange coefficient	W/(m <sup>2</sup> K)	988	5333
DTML	°C		7,21

**WARNING**

No warnings
-------------

**DIMENSIONS**

Surface	m <sup>2</sup>	30	
Weight	kg	102	
Channel volume	dm <sup>3</sup>	26	26,5
Height	mm	782	
Width	mm	350	
Depth	mm	296,45	
Connections		ODS 76/ODS 76	2.1/2" G/2.1/2" G

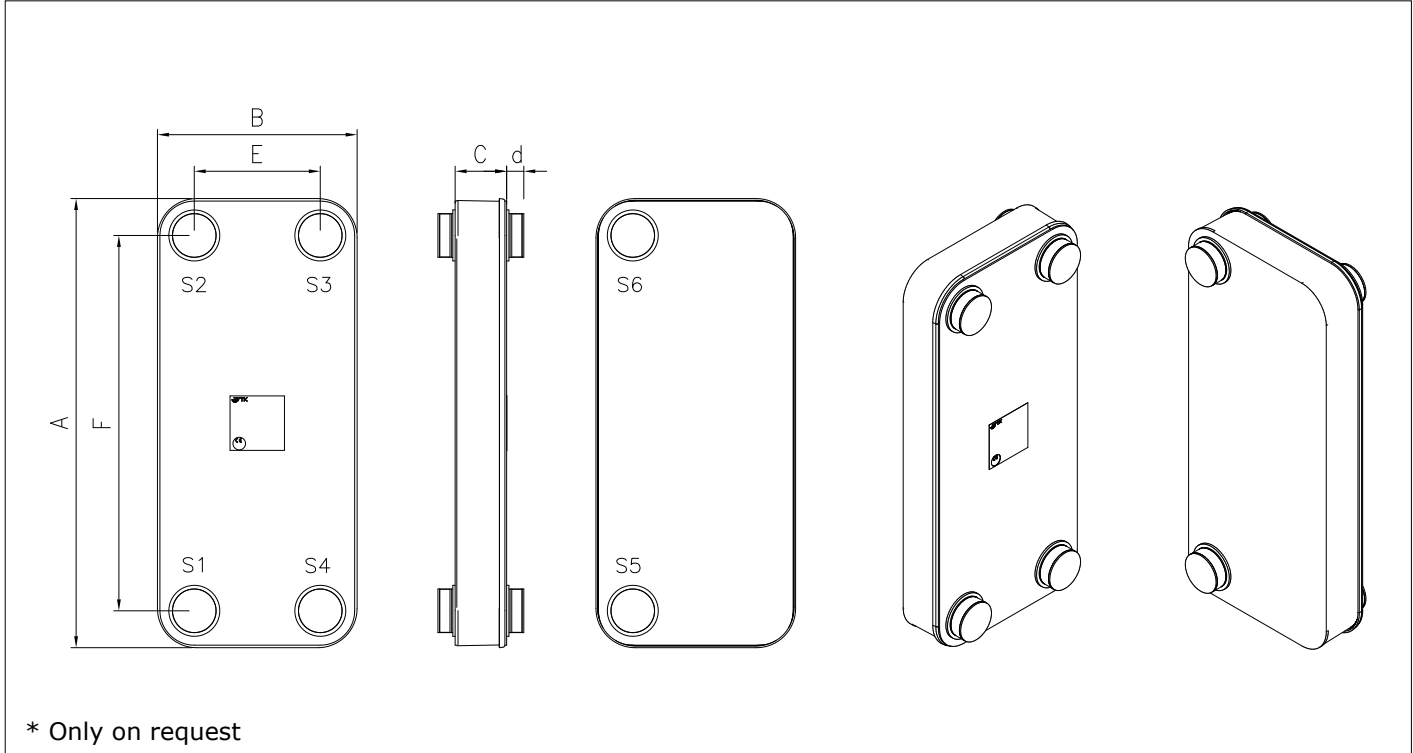
**OFFER**

Unit net price	Euro	
----------------	------	--

**NOTES**

--

DATA	15.02.2019
CUSTOMER	
REFERENCE	

**DRAWING**

**DIMENSIONS (mm)**
**DATA**

DIMENSIONS (mm)	DATA
A	782
B	350
C	296,45
E	220
F	655
G	--
d	27
S1	ODS 35
S2	ODS 76
S3	2.1/2" G
S4	2.1/2" G
S5*	2.1/2" G
S6*	2.1/2" G
S7	--
S8	--
Surface	m?
Weight	kg
	30
	102

This software is only to be used as an assistance and does not replace the necessary specialist knowledge and experience when designing heat exchangers. We continuously work in order to improve and correct the software. Nevertheless we cannot guarantee its absolute infallibility. Therefore the use of the program is at the user's risk.

DATA	15.02.2019
CUSTOMER	
REFERENCE	

<b>Condenser model</b>		<b>P30-110 S-F</b>	
Number of circuits		1	1
Requested capacity	kW	172,70	
Margin	%	0	
PED category		---	

<b>INPUT DATA</b>		<b>PRIMARY SIDE</b>	<b>SECONDARY SIDE</b>
<b>Refrigerant</b>		R407C	
Condensing Temperature	°C	40 (Dew)	
Condensing Pressure	bar A	15,413	
Subcooling	K	5	
Pressure drop	kPa	1	
<b>Fluid</b>			WATER
Inlet Temperature	°C		30
Outlet Temperature	°C		35
Flow rate	m <sup>3</sup> /h		29,90
Pressure drop	kPa		11,9
Fouling factor	(m <sup>2</sup> K)/W		0,000043
Velocity (Inside)	m/s	---	0,17
Exchange coefficient	W/(m <sup>2</sup> K)	988	5334
DTML	°C		7,21

**WARNING**

No warnings
-------------

**DIMENSIONS**

Surface	m <sup>2</sup>	33	
Weight	kg	111	
Channel volume	dm <sup>3</sup>	28,6	29,2
Height	mm	782	
Width	mm	350	
Depth	mm	324,95	
Connections		ODS 76/ODS 76	2.1/2" G/2.1/2" G

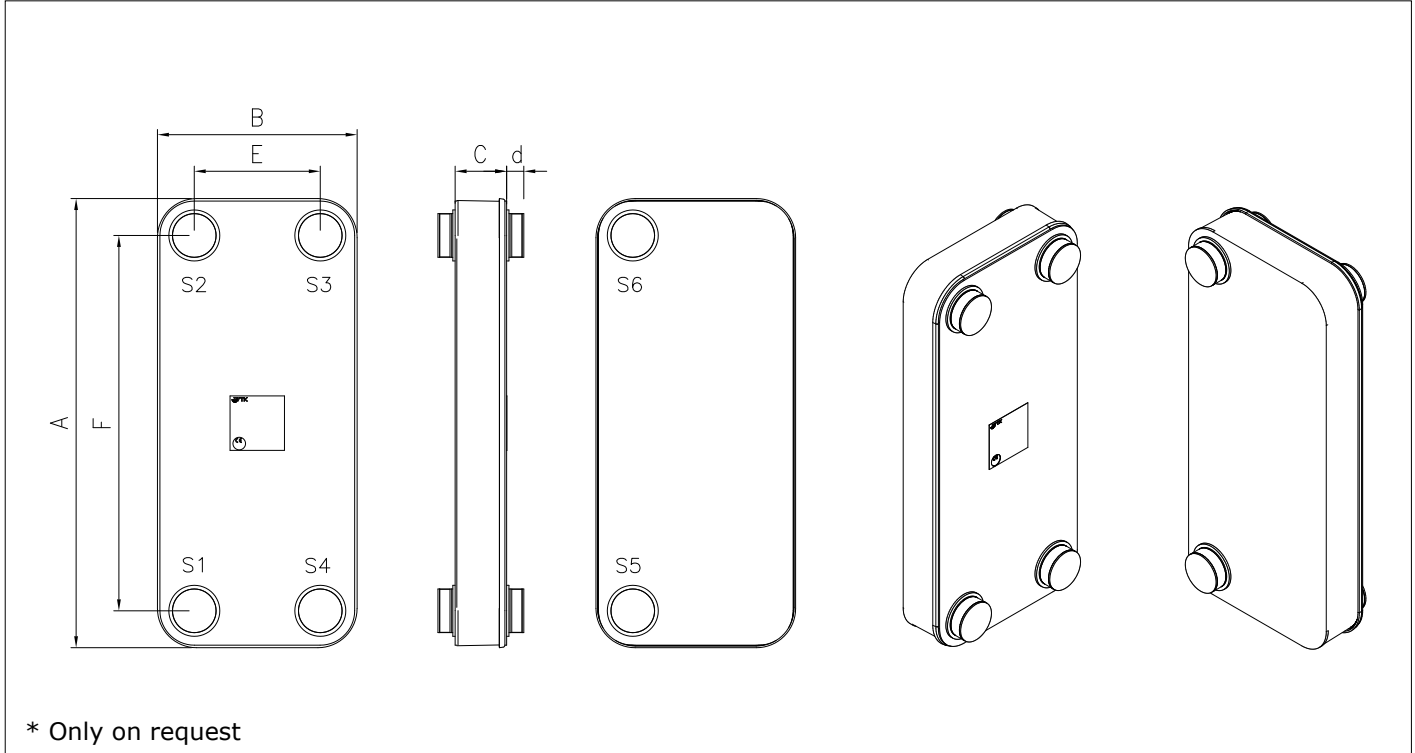
**OFFER**

Unit net price	Euro	
----------------	------	--

**NOTES**

--

DATA	15.02.2019
CUSTOMER	
REFERENCE	

**DRAWING**

**DIMENSIONS (mm)**
**DATA**

DIMENSIONS (mm)	DATA
A	782
B	350
C	324,95
E	220
F	655
G	--
d	27
S1	ODS 35
S2	ODS 76
S3	2.1/2" G
S4	2.1/2" G
S5*	2.1/2" G
S6*	2.1/2" G
S7	--
S8	--
Surface	m?
Weight	kg
	33
	111

This software is only to be used as an assistance and does not replace the necessary specialist knowledge and experience when designing heat exchangers. We continuously work in order to improve and correct the software. Nevertheless we cannot guarantee its absolute infallibility. Therefore the use of the program is at the user's risk.

DATA	15.02.2019
CUSTOMER	
REFERENCE	

<b>Condenser model</b>		<b>P30-120 S-F</b>	
Number of circuits		1	1
Requested capacity	kW	188,39	
Margin	%	0	
PED category		---	

<b>INPUT DATA</b>		<b>PRIMARY SIDE</b>	<b>SECONDARY SIDE</b>
<b>Refrigerant</b>		R407C	
Condensing Temperature	°C	40 (Dew)	
Condensing Pressure	bar A	15,413	
Subcooling	K	5	
Pressure drop	kPa	1	
<b>Fluid</b>			WATER
Inlet Temperature	°C		30
Outlet Temperature	°C		35
Flow rate	m <sup>3</sup> /h		32,62
Pressure drop	kPa		13,3
Fouling factor	(m <sup>2</sup> K)/W		0,000043
Velocity (Inside)	m/s	---	0,17
Exchange coefficient	W/(m <sup>2</sup> K)	989	5334
DTML	°C		7,21

**WARNING**

No warnings
-------------

**DIMENSIONS**

Surface	m <sup>2</sup>	36	
Weight	kg	119	
Channel volume	dm <sup>3</sup>	31,3	31,8
Height	mm	782	
Width	mm	350	
Depth	mm	353,45	
Connections		ODS 76/ODS 76	2.1/2" G/2.1/2" G

**OFFER**

Unit net price	Euro	
----------------	------	--

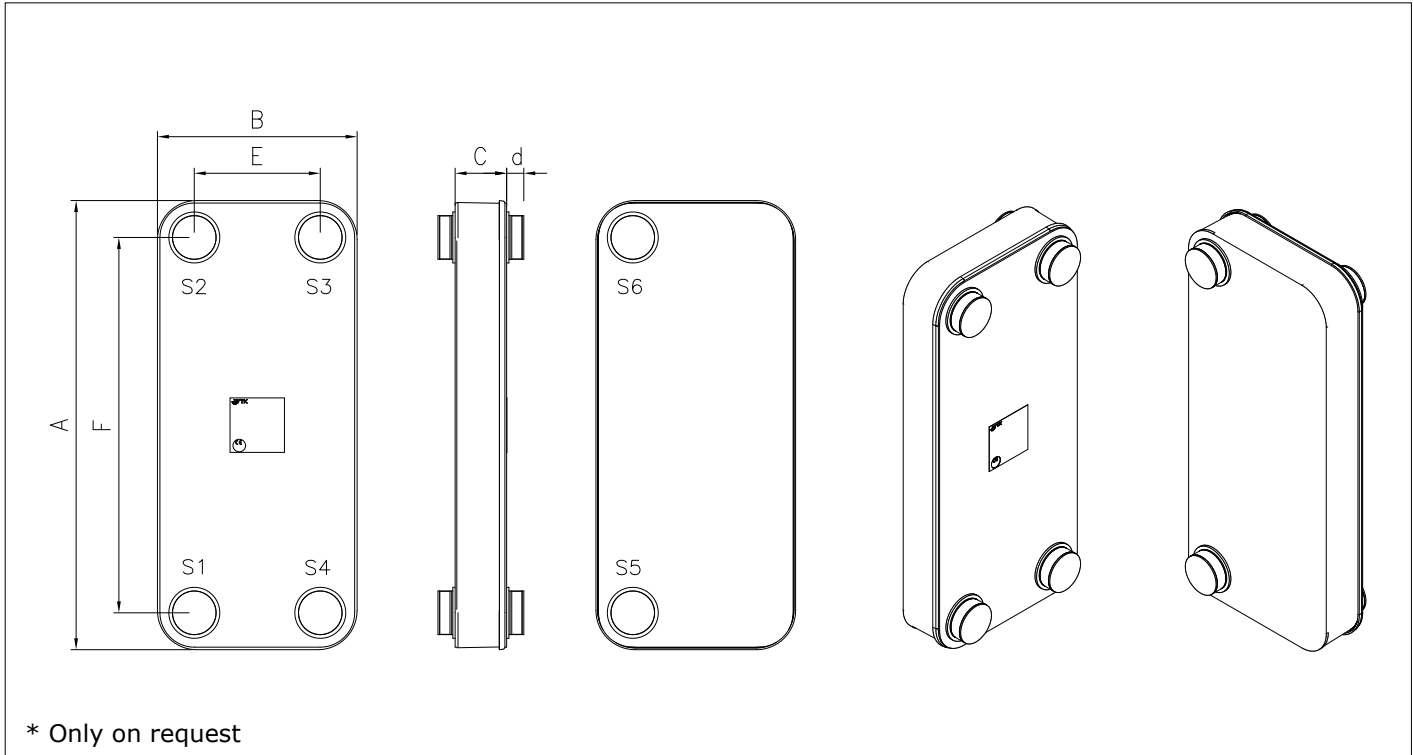
**NOTES**

--



DATA	15.02.2019
CUSTOMER	
REFERENCE	

**DRAWING**



**DIMENSIONS (mm)**

**DATA**

DIMENSIONS (mm)	DATA
A	782
B	350
C	353,45
E	220
F	655
G	--
d	27
S1	ODS 35
S2	ODS 76
S3	2.1/2" G
S4	2.1/2" G
S5*	2.1/2" G
S6*	2.1/2" G
S7	--
S8	--
Surface	m?
Weight	kg
	36
	119

This software is only to be used as an assistance and does not replace the necessary specialist knowledge and experience when designing heat exchangers. We continuously work in order to improve and correct the software. Nevertheless we cannot guarantee its absolute infallibility. Therefore the use of the program is at the user's risk.

DATA	15.02.2019
CUSTOMER	
REFERENCE	

<b>Condenser model</b>		<b>P30-130 S-F</b>	
Number of circuits		1	1
Requested capacity	kW	204,09	
Margin	%	0	
PED category		---	

<b>INPUT DATA</b>		<b>PRIMARY SIDE</b>	<b>SECONDARY SIDE</b>
<b>Refrigerant</b>		R407C	
Condensing Temperature	°C	40 (Dew)	
Condensing Pressure	bar A	15,413	
Subcooling	K	5	
Pressure drop	kPa	1	
<b>Fluid</b>			WATER
Inlet Temperature	°C		30
Outlet Temperature	°C		35
Flow rate	m <sup>3</sup> /h		35,34
Pressure drop	kPa		14,7
Fouling factor	(m <sup>2</sup> K)/W		0,000043
Velocity (Inside)	m/s	---	0,17
Exchange coefficient	W/(m <sup>2</sup> K)	989	5334
DTML	°C		7,21

**WARNING**

No warnings
-------------

**DIMENSIONS**

Surface	m <sup>2</sup>	39	
Weight	kg	128	
Channel volume	dm <sup>3</sup>	33,9	34,5
Height	mm	782	
Width	mm	350	
Depth	mm	381,95	
Connections		ODS 76/ODS 76	2.1/2" G/2.1/2" G

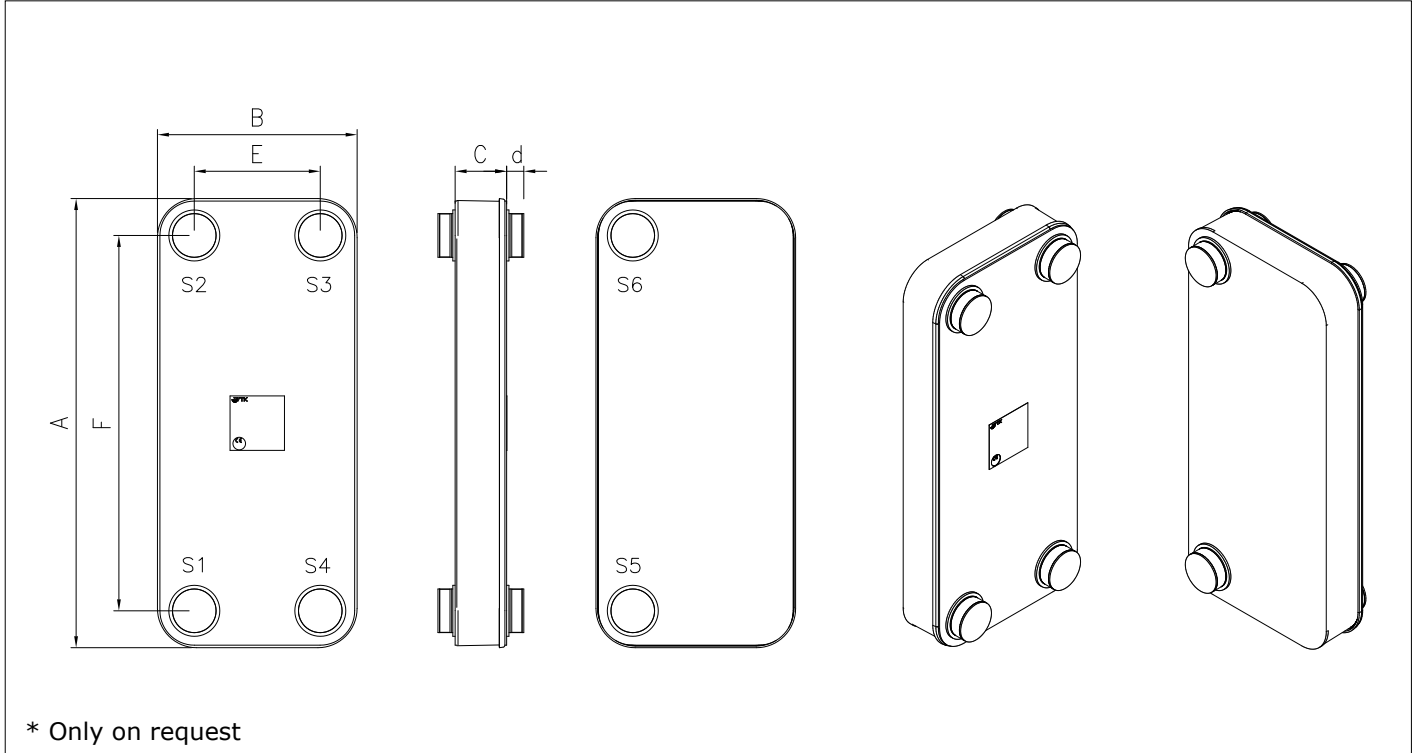
**OFFER**

Unit net price	Euro	
----------------	------	--

**NOTES**

--

DATA	15.02.2019
CUSTOMER	
REFERENCE	

**DRAWING**

**DIMENSIONS (mm)**
**DATA**

DIMENSIONS (mm)	DATA
A	782
B	350
C	381,95
E	220
F	655
d	27
S1	ODS 35
S2	ODS 76
S3	2.1/2" G
S4	2.1/2" G
S5*	2.1/2" G
S6*	2.1/2" G
S7	--
S8	--
Surface	m?
Weight	kg
	39
	128

This software is only to be used as an assistance and does not replace the necessary specialist knowledge and experience when designing heat exchangers. We continuously work in order to improve and correct the software. Nevertheless we cannot guarantee its absolute infallibility. Therefore the use of the program is at the user's risk.

DATA	15.02.2019
CUSTOMER	
REFERENCE	

<b>Condenser model</b>		<b>P30-150 S-F</b>	
Number of circuits		1	1
Requested capacity	kW	235,59	
Margin	%	0	
PED category		---	

<b>INPUT DATA</b>		<b>PRIMARY SIDE</b>	<b>SECONDARY SIDE</b>
<b>Refrigerant</b>		R407C	
Condensing Temperature	°C	40 (Dew)	
Condensing Pressure	bar A	15,413	
Subcooling	K	5	
Pressure drop	kPa	1	
<b>Fluid</b>			WATER
Inlet Temperature	°C		30
Outlet Temperature	°C		35
Flow rate	m <sup>3</sup> /h		40,79
Pressure drop	kPa		18,1
Fouling factor	(m <sup>2</sup> K)/W		0,000043
Velocity (Inside)	m/s	---	0,17
Exchange coefficient	W/(m <sup>2</sup> K)	990	5336
DTML	°C		7,21

**WARNING**

No warnings
-------------

**DIMENSIONS**

Surface	m <sup>2</sup>	45	
Weight	kg	145	
Channel volume	dm <sup>3</sup>	39,2	39,8
Height	mm	782	
Width	mm	350	
Depth	mm	438,95	
Connections		ODS 76/ODS 76	2.1/2" G/2.1/2" G

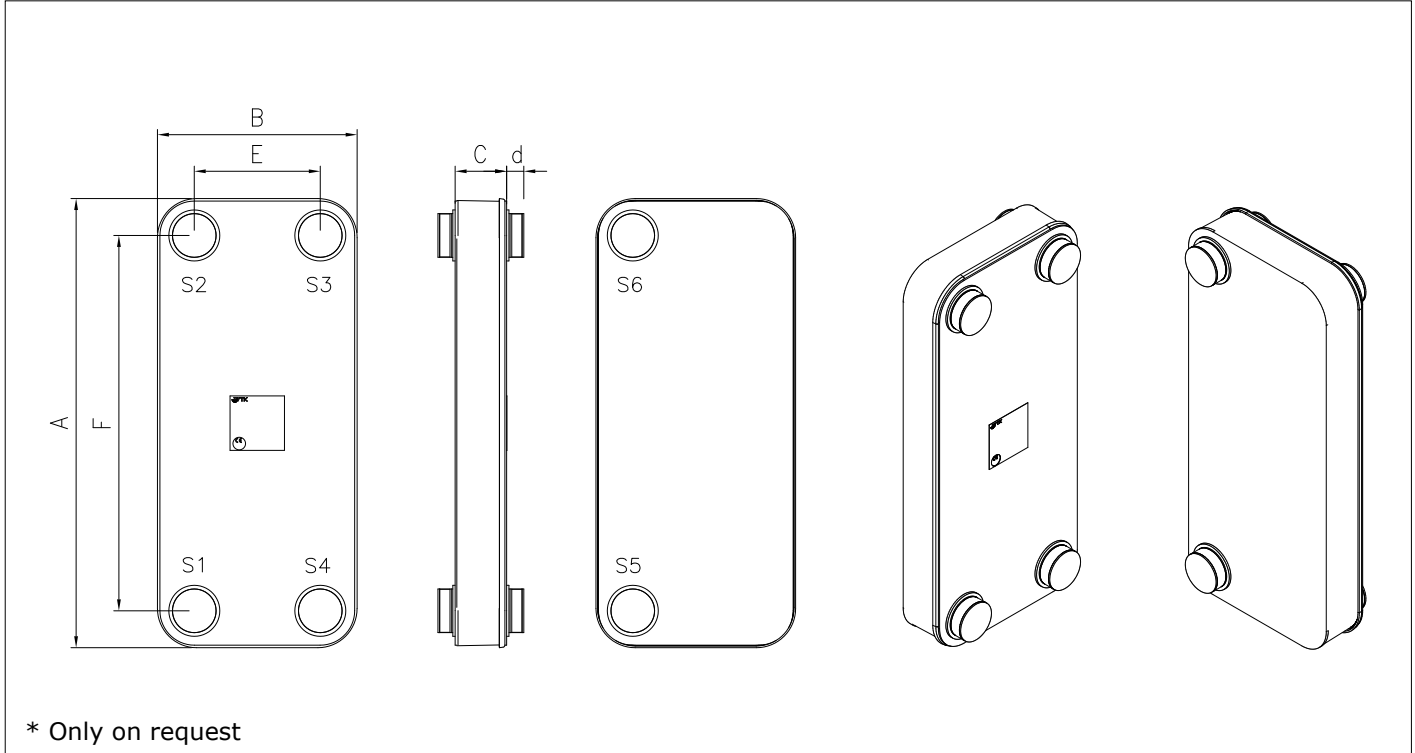
**OFFER**

Unit net price	Euro	
----------------	------	--

**NOTES**

--

DATA	15.02.2019
CUSTOMER	
REFERENCE	

**DRAWING**

**DIMENSIONS (mm)**
**DATA**

DIMENSIONS (mm)	DATA
A	782
B	350
C	438,95
E	220
F	655
G	--
d	27
S1	ODS 35
S2	ODS 76
S3	2.1/2" G
S4	2.1/2" G
S5*	2.1/2" G
S6*	2.1/2" G
S7	--
S8	--
Surface	m?
Weight	kg
	45
	145

This software is only to be used as an assistance and does not replace the necessary specialist knowledge and experience when designing heat exchangers. We continuously work in order to improve and correct the software. Nevertheless we cannot guarantee its absolute infallibility. Therefore the use of the program is at the user's risk.

DATA	15.02.2019
CUSTOMER	
REFERENCE	

<b>Condenser model</b>		<b>P30-170 S-F</b>	
Number of circuits		1	1
Requested capacity	kW	267,19	
Margin	%	0	
PED category		---	

<b>INPUT DATA</b>		<b>PRIMARY SIDE</b>	<b>SECONDARY SIDE</b>
<b>Refrigerant</b>		R407C	
Condensing Temperature	°C	40 (Dew)	
Condensing Pressure	bar A	15,413	
Subcooling	K	5	
Pressure drop	kPa	1	
<b>Fluid</b>			WATER
Inlet Temperature	°C		30
Outlet Temperature	°C		35
Flow rate	m <sup>3</sup> /h		46,27
Pressure drop	kPa		21,9
Fouling factor	(m <sup>2</sup> K)/W		0,000043
Velocity (Inside)	m/s	---	0,17
Exchange coefficient	W/(m <sup>2</sup> K)	990	5338
DTML	°C		7,21

**WARNING**

No warnings

**DIMENSIONS**

Surface	m <sup>2</sup>	51	
Weight	kg	162	
Channel volume	dm <sup>3</sup>	44,5	45,1
Height	mm	782	
Width	mm	350	
Depth	mm	495,95	
Connections		ODS 76/ODS 76	2.1/2" G/2.1/2" G

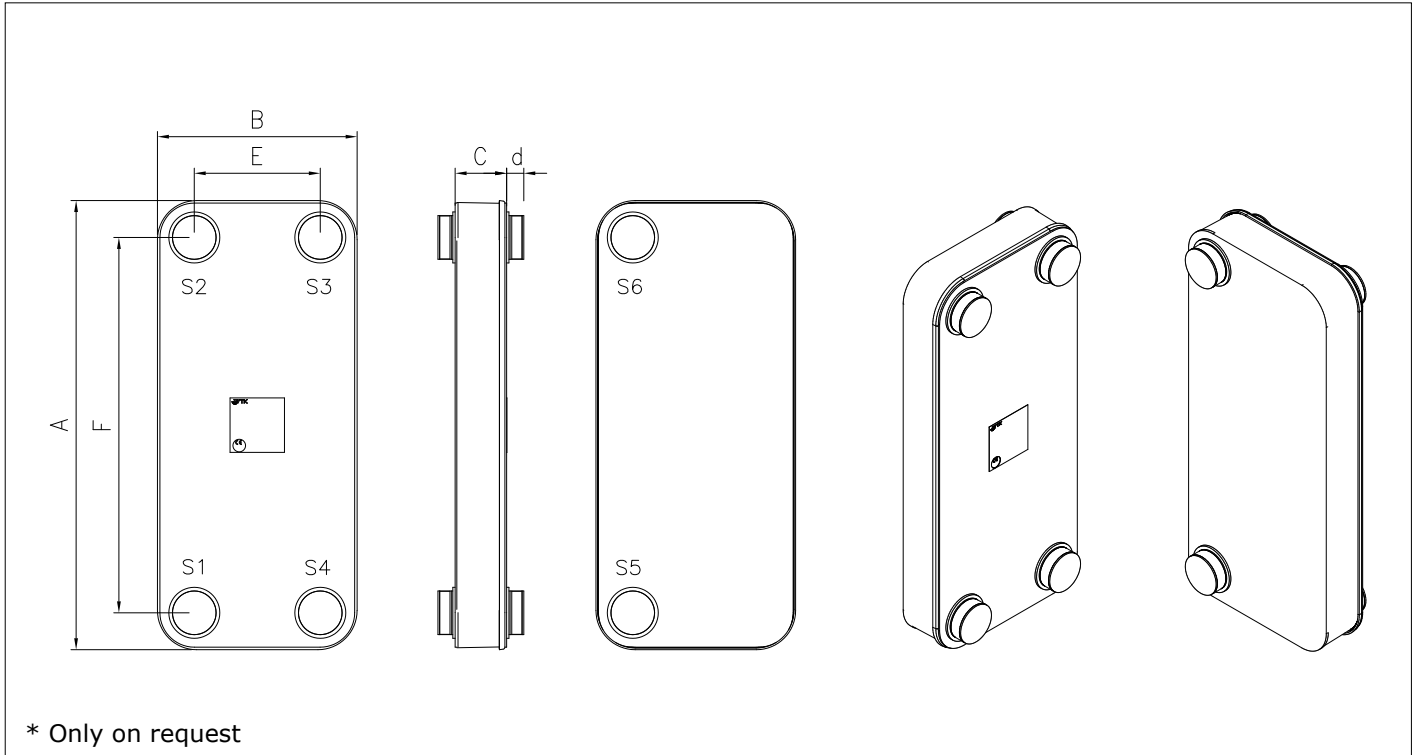
**OFFER**

Unit net price	Euro	
----------------	------	--

**NOTES**

--

DATA	15.02.2019
CUSTOMER	
REFERENCE	

**DRAWING**

**DIMENSIONS (mm)**
**DATA**

DIMENSIONS (mm)	DATA
A	782
B	350
C	495,95
E	220
F	655
d	27
S1	ODS 35
S2	ODS 76
S3	2.1/2" G
S4	2.1/2" G
S5*	2.1/2" G
S6*	2.1/2" G
S7	--
S8	--
Surface	m?
Weight	kg
	51
	162

This software is only to be used as an assistance and does not replace the necessary specialist knowledge and experience when designing heat exchangers. We continuously work in order to improve and correct the software. Nevertheless we cannot guarantee its absolute infallibility. Therefore the use of the program is at the user's risk.

DATA	15.02.2019
CUSTOMER	
REFERENCE	

<b>Condenser model</b>		<b>P30-200 S-F</b>	
Number of circuits		1	1
Requested capacity	kW	314,31	
Margin	%	0	
PED category		---	

<b>INPUT DATA</b>		<b>PRIMARY SIDE</b>	<b>SECONDARY SIDE</b>
<b>Refrigerant</b>		R407C	
Condensing Temperature	°C	40 (Dew)	
Condensing Pressure	bar A	15,413	
Subcooling	K	5	
Pressure drop	kPa	2	
<b>Fluid</b>			WATER
Inlet Temperature	°C		30
Outlet Temperature	°C		35
Flow rate	m <sup>3</sup> /h		54,43
Pressure drop	kPa		28,5
Fouling factor	(m <sup>2</sup> K)/W		0,000043
Velocity (Inside)	m/s	---	0,17
Exchange coefficient	W/(m <sup>2</sup> K)	991	5338
DTML	°C		7,21

**WARNING**

No warnings
-------------

**DIMENSIONS**

Surface	m <sup>2</sup>	60	
Weight	kg	188	
Channel volume	dm <sup>3</sup>	52,5	53
Height	mm	782	
Width	mm	350	
Depth	mm	581,45	
Connections		ODS 76/ODS 76	2.1/2" G/2.1/2" G

**OFFER**

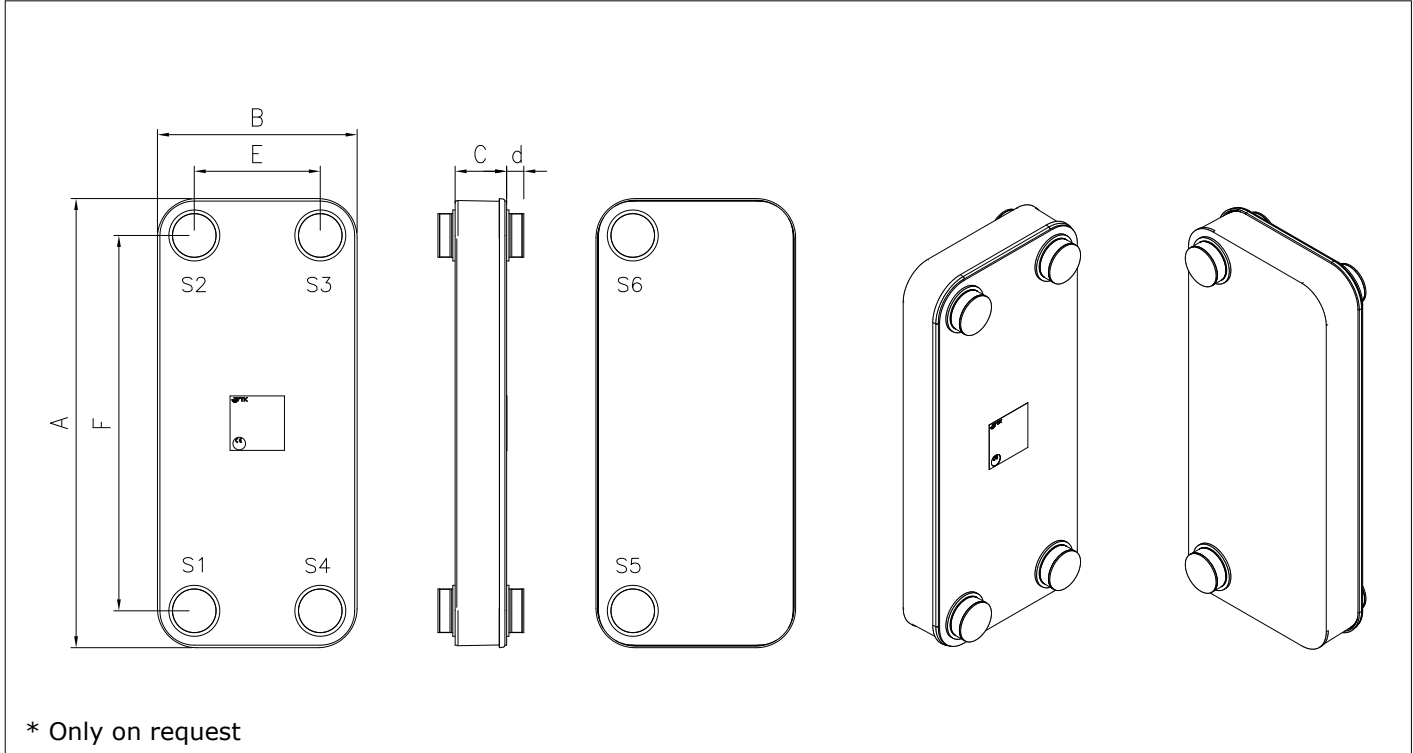
Unit net price	Euro	
----------------	------	--

**NOTES**

--



DATA	15.02.2019
CUSTOMER	
REFERENCE	

**DRAWING**

**DIMENSIONS (mm)**
**DATA**

DIMENSIONS (mm)	DATA
A	782
B	350
C	581,45
E	220
F	655
d	27
S1	ODS 35
S2	ODS 76
S3	2.1/2" G
S4	2.1/2" G
S5*	2.1/2" G
S6*	2.1/2" G
S7	--
S8	--
Surface	m?
Weight	kg
	60
	188

This software is only to be used as an assistance and does not replace the necessary specialist knowledge and experience when designing heat exchangers. We continuously work in order to improve and correct the software. Nevertheless we cannot guarantee its absolute infallibility. Therefore the use of the program is at the user's risk.