



THERMOMETER: TEMPERATURE DISPLAY

- Measurement unit integrated on the display
- Hot Key or Prog Tool Kit connector for quick and easy programming (XA100C and XT11CX)
- 3VA max power absorption
- Display with red LED 11,5mm high (S format) or 13,2mm high (C and CX formats)
- Temperature alarm (XT11CX)

HOW to ORDER

XT11S

X T 1 1 S - A B C O N

-17.8

For blue display please contact Dixell

A	B	C
Power supply	Digits n°-measurement unit	Display update delay
0 = 12Vac/dc	0 = °C - integer	0 = No delay
1 = 24Vac/dc	1 = °F - integer	1 = 1 min
4 = 110Vac	2 = °C - decimal point	2 = 3 min
5 = 230Vac		

XT11CX

X T 1 1 C X - A B C D O

-17.8

For blue display please contact Dixell

A	B	C	D
Power supply	Inputs	Display update delay	Measurement unit
4 = 110Vac	P = PTC	0 = No delay	C = °C
5 = 230Vac	N = NTC	1 = 1 min	F = °F
		2 = 3 min	

XA100C

X A 1 0 0 C - A B O D U

-17.8

For blue display please contact Dixell

A	B	D
Power supply	Measurement unit	Input
0 = 12Vac/dc	C = °C	P = PTC (NTC)
1 = 24Vac/dc	F = °F	T = PTC (NTC, Pt100, TcJ, TcK, TcS)
4 = 110Vac	B = Bar	A = 4÷20mA, 0÷1V, 0÷10V
5 = 230Vac	P = PSI	B = PP07 (-0.5÷7bar)
	H = %RH	C = PP30 (0÷30bar)
	N = No measurement unit	D = PP11 (-0.5÷11bar)
		H = XH10/20P

- XT11S** | Digital thermometers with max and min log, powered directly by main voltage
- XT11CX** | Configurable digital indicator
- XA100C** | Configurable digital indicator



CX: 32x74mm



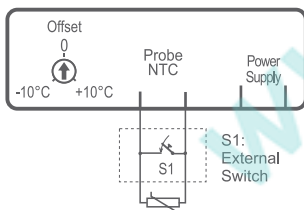
S: 31x64mm



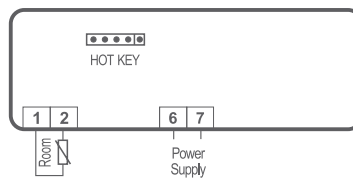
C: 32x74mm

FEATURES	XT11S	XT11CX	XA100C
Display: n° digits	± 3 d.p.	± 3 d.p.	± 3 d.p.
Power supply	12, 24Vac/dc 110, 230Vac	110, 230Vac	12, 24Vac/dc 110, 230Vac
Measurement range	-40÷50°C -40÷122°F	probe dependent	probe dependent
Inputs			
Probe	NTC included	NTC, PTC	NTC, PTC, Pt100 TcJ, TcK, TcS 4±20mA, 0±1V, 0±10V
Other			
Temperature alarm		pres	pres
Hot Key/Prog Tool Kit output		pres	pres
Digital input			TTL
Serial output			opt
Buzzer			opt
Offset adjustment	back side trimmer	via keyboard	via keyboard

XT11S

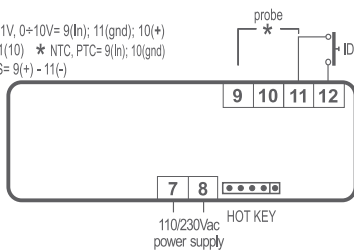


XT11CX



XA100C

- * 4±20mA, 0±1V, 0±10V= 9(In); 11(gnd); 10(+)
- * Pt100= 9 - 11(10) * NTC, PTC= 9(In); 10(gnd)
- * TcK, TcJ, TcS= 9(+)- 11(-)



- * 4±20mA, 0±1V, 0±10V= 7(In); 9(gnd); 8(+)
- * Pt100= 7 - 9(8) * NTC, PTC= 7(In); 8(gnd)
- * TcK, TcJ, TcS= 7(+)- 9(-)

