

SC21/21G Universal Twin Compressor R134a 220-240V 50Hz

General

Code number	104G8180
Approvals	EN 60335-2-34
Compressors on pallet	18

Application

Application	LBP/HBP		
Frequency	Hz	50	60
Evaporating temperature	°C	-25 to 15	-
Voltage range	V	198 - 254	-
Max. condensing temperature continuous (short)	°C	60 (70)	-
Max. winding temperature continuous (short)	°C	125 (135)	-

Cooling requirements

Frequency	Hz	50			60		
Application		LBP	MBP	HBP	LBP	MBP	HBP
32°C		F ₂	F ₂	F ₂	-	-	-
38°C		F ₂	F ₂	F ₂	-	-	-
43°C		F ₂	F ₂	F ₂	-	-	-

Remarks on application: Not applicable below -25°C evaporating temperature in 43°C ambient temperature above 240V.

Motor

Motor type	CSIR		
LRA (rated after 4 sec. UL984) *, HST LST	A	2 x 18.6	-
Cut in Current *, HST LST	A	2 x 18.6	-
Resistance, main start winding (25°C)	Ω	3.7	14.1

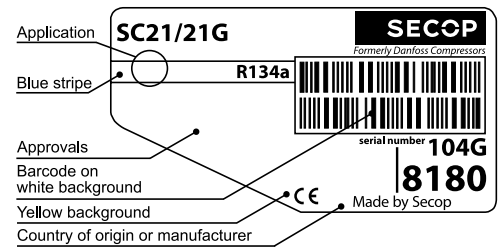
* Operational current for the second compressor time-delayed.

Design

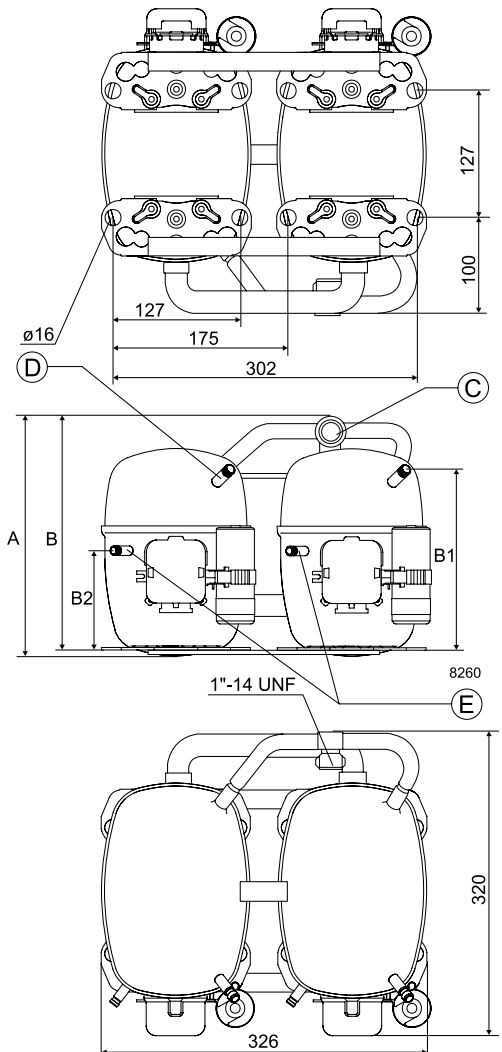
Displacement	cm ³	2 x 20.95
Oil quantity (type)	cm ³	1120 (polyolester)
Maximum refrigerant charge	g	2200
Free gas volume in compressor	cm ³	2920
Weight without electrical equipment	kg	28.0

Dimensions

Height	mm	A	259
		B	254
		B1	193
		B2	110
Suction connector (service valve)	location/I.D. mm	C	16 37°
Suction connector (solder connector)	location/I.D. mm	C	16 37°
Process connector	location/I.D. mm angle	D	6.2 37°
	material comment		Cu-plated steel Al cap
Discharge connector	location/I.D. mm angle	E	6.2 37°
	material comment		Cu-plated steel Al cap
Oil cooler connector	location/I.D. mm angle	F	-
	material comment		-
Connector tolerance	I.D. mm		±0.09
Remarks:			



- S = Static cooling normally sufficient
- O = Oil cooling
- F₁ = Fan cooling 1.5 m/s (compressor compartment temperature equal to ambient temperature)
- F₂ = Fan cooling 3.0 m/s necessary
- SG = Suction gas cooling normally sufficient
- = not applicable in this area



EN 12900 Household (CECOMAF)

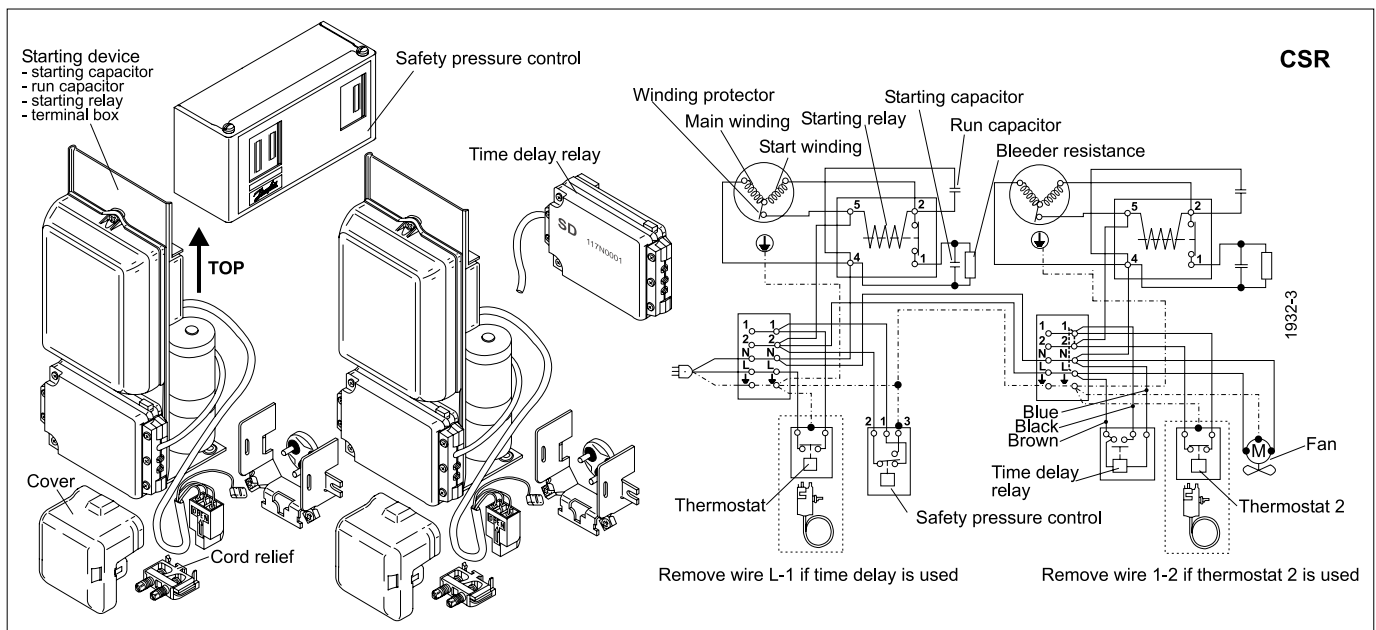
220V, 50Hz, fan cooling F₂

Evap. temp. in °C	-45	-40	-35	-30	-25	-23.3	-20	-15	-10	-6.7	-5	0	5	7.2	10	15	20
Capacity in W					667	741	907	1212	1584	1868	2025	2536	3120	3400	3778	4511	
Power cons. in W					771	815	899	1026	1156	1234	1289	1430	1581	1651	1744	1921	
Current cons. in A					4.56	4.68	4.96	5.42	5.92	6.28	6.48	7.08	7.74	8.04	8.44	9.20	
COP in W/W					0.87	0.92	1.02	1.19	1.38	1.50	1.58	1.78	1.98	2.07	2.18	2.37	

ASHRAE LBP

220V, 50Hz, fan cooling F₂

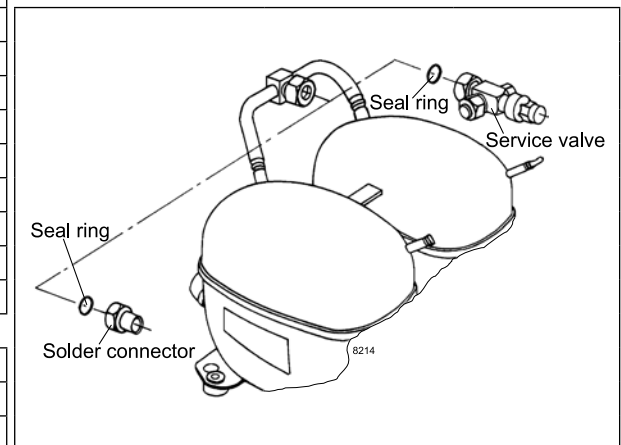
Evap. temp. in °C	-45	-40	-35	-30	-25	-23.3	-20	-15	-10	-6.7	-5	0	5	7.2	10	15	20
Capacity in W					820	912	1116	1493	1953	2310	2500	3135	3862	4212	4684	5605	
Power cons. in W					771	815	899	1026	1156	1243	1289	1430	1581	1651	1744	1921	
Current cons. in A					4.56	4.68	4.96	5.42	5.92	6.28	6.48	7.08	7.74	8.04	8.44	9.20	
COP in W/W					1.07	1.13	1.25	1.47	1.70	1.86	1.95	2.20	2.45	2.56	2.70	2.94	



Accessories	SC21/21G	pcs.	Code number
Starting device	470 mm cable length	2	117-7028
	550 mm cable length		117-7029
	650 mm cable length		117-7032
Starting relay	6.3 mm spade connectors	2	-
Start. capacitor 80 µF	6.3 mm spade connectors	2	-
Cover		2	103N2009
Cord relief		2	103N1004
Time-delay relay		1	117N0001
Check valve (to be used with time-delay relay)		2	020-1014
Service valve	12 mm	1	-
Solder connector (alternative)	12 mm	1	-
Service valve	16 mm	1	118-7351
Solder connector (alternative)	16 mm	1	118-7405
Seal ring for service valve and solder connector		1	118-3638

Test conditions	EN 12900/CECOMAF	ASHRAE LBP
Condensing temperature	55°C	55°C
Ambient temperature	32°C	32°C
Suction gas temperature	32°C	32°C
Liquid temperature	55°C	32°C

Mounting accessories	pcs.	Code number	
Bolt joint for one compressor	Ø: 16 mm	2	118-1917
Bolt joint in quantities	Ø: 16 mm	2	118-1918



Danfoss can accept no responsibility for possible errors in catalogues, brochures and other printed material. Danfoss reserves the right to alter its products without notice. This also applies to products already on order provided that such alterations can be made without subsequential changes being necessary in specifications already agreed. All trademarks in this material are property of the respective companies. Danfoss and the Danfoss logotype are trademarks of Danfoss A/S. All rights reserved.